



Knowledge Beyond Measure.

Electrospray Aerosol Generator

Model 3480



Produces particles as small as 3 nm in diameter, in concentrations as high as 10^7 particles/cm³

The Electrospray Aerosol Generator (EAG) produces high concentrations of monodisperse, submicrometer particles from 2 to 100 nm (initial droplet diameter of 150 nm, nominal). The Electrospray pushes a charged liquid solution or suspension through a capillary tube and exerts an electrical field on the liquid at the capillary tip. The electrical field pulls the liquid from the capillary, forming individual droplets. Air and CO₂ mixed with the droplets evaporate the liquid and the remaining particles are neutralized by an ionizer.

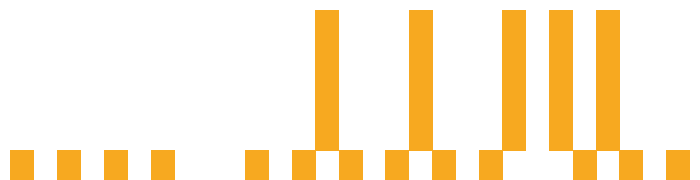
Applications

The successful use of the electrospray method to generate monodisperse aerosol has been documented in many publications. Although the basic principles are well understood, many of the fine details explaining how different operating parameters affect the electrospray method remain to be discovered. Known applications for this instrument include:

- Instrument calibration
- Nano-aerosol studies
- Macromolecular and submicrometer aerosol analysis
- Nanometer-sized powder dispersion

Features and Benefits

- Generates particles from 2 to 100 nm in diameter
- Particles are uniform in size and shape



Specifications

Electrospray Aerosol Generator

Model 3480

Operation

The operator places a standard centrifuge vial containing a sample solution inside a cylindrical pressure vessel. The vessel accommodates a capillary and a high-voltage platinum wire, both of which are immersed in the solution. Maintaining a differential pressure moves the solution through the capillary. An electric field induces a charge on the solution at the capillary tip and acts on the induced charge to form ultrafine droplets that are mixed with clean air and CO₂. The gas flow transports the droplets to the neutralization chamber. The highly charged droplets are neutralized by a radioactive source (Polonium 210), and the liquid evaporates before the aerosol exits the instrument.

Particle Type

- **Aerosol particles as residues from electro sprayed solutions:** Water-soluble, nonvolatile solids and liquids may be used to generate residue particles with diameters from less than 3 to about 50 nm. Using this approach, every spray droplet dries to a residue particle that contributes to the final aerosol, resulting in the highest aerosol concentrations obtainable from the Model 3480. The size distribution of the final aerosol reflects that of the primary droplet distribution and is, thus, a property of the Model 3480.
- **Aerosol particles from aqueous suspensions and emulsions:** Aerosols of non-soluble particles, lipid droplets, or macromolecules are obtained by spraying the corresponding dilute suspensions or emulsions. Proteins as small as 3 nm and PSL particles as large as 200 nm (that is, somewhat larger than the spray droplets) have been aerosolized successfully in this way. Dilution ensures that most droplets contain no more than a single particle. The size distribution reflects that of the suspended particles or macromolecules, and the concentration achieved is not as high as in the solution-residue method.

Settings and Requirements

Particle Generation Rate	>10 ⁷ particles/cm ³
Liquid Conductivity	0.2 S/m nominal
Liquid Flow Rate	50 to 100 nL/min
Particle Size Range	<3 to >100 nm
Initial Droplet Diameter	150 nm
Differential Pressure	0 to 5 psi (3.0 psi nominal)
Air Flow	0.2 to 2.5 L/min (1 L/min nominal)
CO ₂ Flow	0.05 to 0.5 L/min (0.1 L/min nominal)

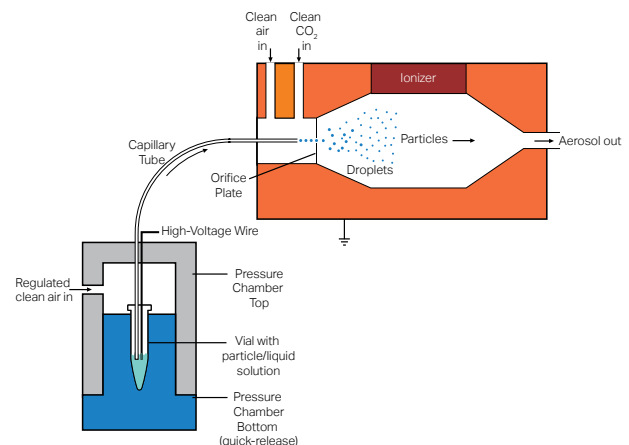
Power Specifications

Charger	Po-210, 5 millicurie*
Voltage Range	+0.5 to +3.5 kV (2 kV nominal, negative high-voltage module available)
Current Range	0 to 2000 nA (180 to 320 nA nominal)
Power Requirements	85 to 264 VAC, 50 to 60 Hz, 25 W maximum

Product Specifications

Dimensions	20.3 x 40.4 x 25.7 cm (8.0 x 15.9 x 10.1 in.)
Weight	6.8 kg (15 lb)

* Neutralizers are shipped separately. End-user name and address required.

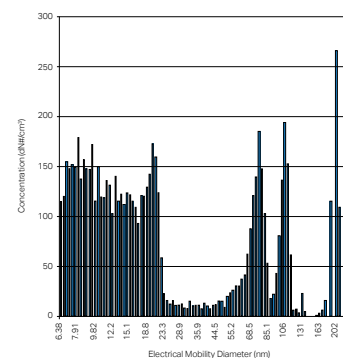


Model 3480 is covered under U.S. Patent Numbers 5,076,097 and 5,247,842.

Specifications are subject to change without notice.

TSI and the TSI logo are registered trademarks of TSI Incorporated in the United States and may be protected under other country's trademark registrations.

NIST Traceable PSL Mixture* - 73nm, 102nm, 199nm



Knowledge Beyond Measure.

TSI Incorporated - Visit our website www.tsi.com for more information.

USA	Tel: +1 800 874 2811	India	Tel: +91 80 67877200
UK	Tel: +44 149 4 459200	China	Tel: +86 10 8219 7688
France	Tel: +33 1 41 19 21 99	Singapore	Tel: +65 6595 6388
Germany	Tel: +49 241 523030		



Distributed by:

Kenelec Scientific Pty Ltd
1300 73 22 33
sales@kenelec.com.au
www.kenelec.com.au