



® Knowledge Beyond Measure.

Engine Exhaust Particle Measurement System

Model 3095
(Porous Tube Thermodiluter 3098 and
Engine Exhaust Particle Sizer™ 3090)



Measuring the transient response of new engine designs with advanced emission control devices can now be done seamlessly and accurately from a single user interface.

The Engine Exhaust Particle Measurement System 3095 provides accurate dynamic dilution control and measures the size distribution of engine exhaust particle emissions from 5.6 to 560 nm in 32 channels with the fastest system time resolution available (10 Hz).

Applications

- Sub-23 nm solid particle emissions for post Euro 6 engines
- Cold start engine emissions in Gasoline Direct Injection (GDI) engines
- Exhaust after-treatment (DPF or GPF) characterization. Pre-DFF/GPF sampling with optional Pressure Reducing Module (PN 3098-PR)
- Non-exhaust nanoparticle emissions (brake and tire wear)
- Measurement of non-volatile particulate matter (PM) emissions from aircraft turbine engines
- Non-road mobile machinery emissions

Features and Benefits

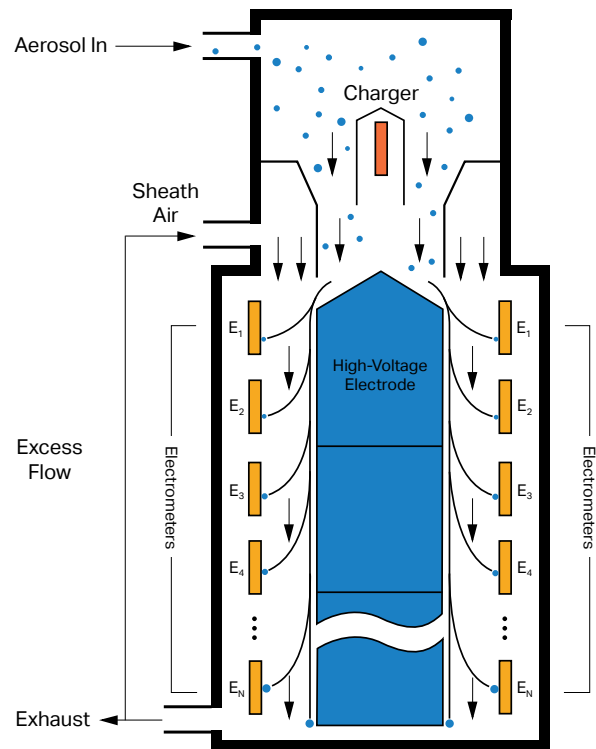
- Robust dilution design: porous tube diluters without moving parts to wear out or small orifices to clog
- PMP-type (hot dilution-catalytic stripper-cold dilution) sample conditioning at ambient pressure for measurement of solid particles at 10 Hz
- Low thermophoretic and diffusional losses that are corrected for in the measured size distribution
- Low cost of ownership with swappable flow controller module (only flow control module needs to be calibrated annually)
- AK-serial command protocol for integration in test cell systems with host controller
- Reliable and accurate dilution performance: well controlled/stable/accurate dynamic dilution ratio
- Easy to use: Integrated control of Porous Tube Thermodiluter (PTT) and Engine Exhaust Particle Sizer™ (EEPS™) spectrometer



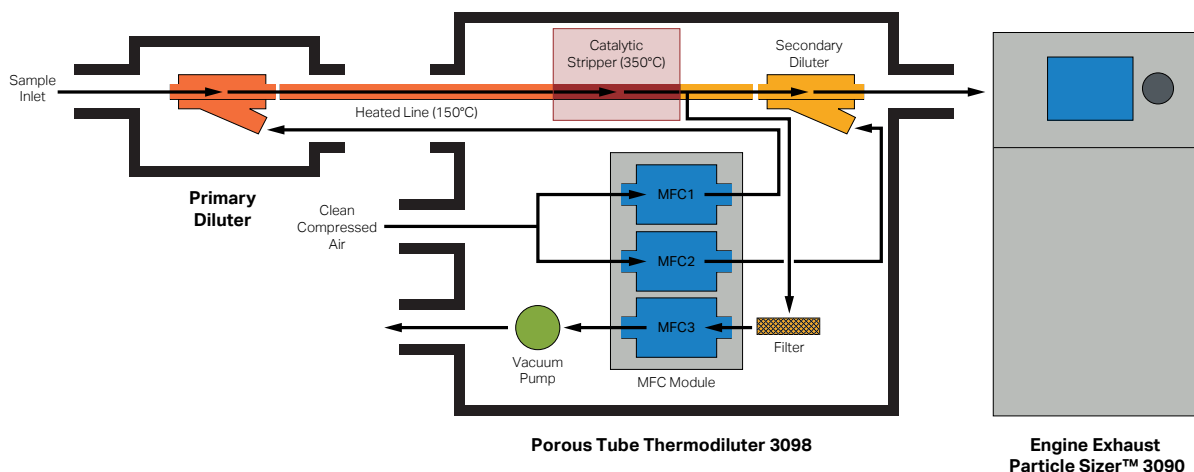
Based on more than 15 years of experience in the characterization of transient particle size distributions from internal combustion engines, TSI® has combined the well-known Engine Exhaust Particle Sizer™ (EEPS™) 3090 with the Porous Tube Thermodiluter 3098, to work as one integrated system known as the Engine Exhaust Particle Measurement System (EEPMS) 3095. The new 3095 system addresses the industry's need for robust and repeatable measurements that are in excellent agreement with PMP-compliant measurement instruments. This is achieved by an integrated sample conditioning system consisting of two porous tube diluters and a volatile particle remover with full characterization and integration of the particle size dependent losses from the point of sampling to the EEPS™ spectrometer. Based on the emerging requirements to measure particles below 23 nm in diameter, the system has been optimized to substantially reduce particle losses. It can either be addressed through the user-friendly EEPS™ software that has been extended to fully control the complete system, or it can be integrated in the test bench host system through AK-protocol. In both cases, the full time resolution of 10 Hz is provided. The sampling system provides full control, whether the point of sampling is at 500°C, and up to 3 bar or at ambient temperature and pressure. Ease of use and simple maintenance were the main drivers during instrument development in order to offer maximum up-time for measurements, and minimum time for preventive maintenance. Two porous tube diluters in combination with a catalytic stripper allow the user to select a dilution ratio from as low as 10:1 to as high as 500:1 with well-defined low particle losses. The diluters do not have any moving parts and have very low particle losses thanks to the clean air wall flow. The clean dilution air is supplied by high-accuracy mass flow controllers that are referenced to each other by a patent pending, proprietary mirroring technique.

A heated sample line supplied with the system transports the exhaust sample from the primary diluter to the catalytic stripper. A high total penetration of more than 40%, even at particle sizes below 10 nm, result in very accurate size distribution measurements without post-data processing over the full particle size range from 5.6 nm to 560 nm, and over the full concentration range from > 10,000 particles/cm³ to < 1x10⁹ particles/cm³.

Characterize Particle Emissions in Real-Time

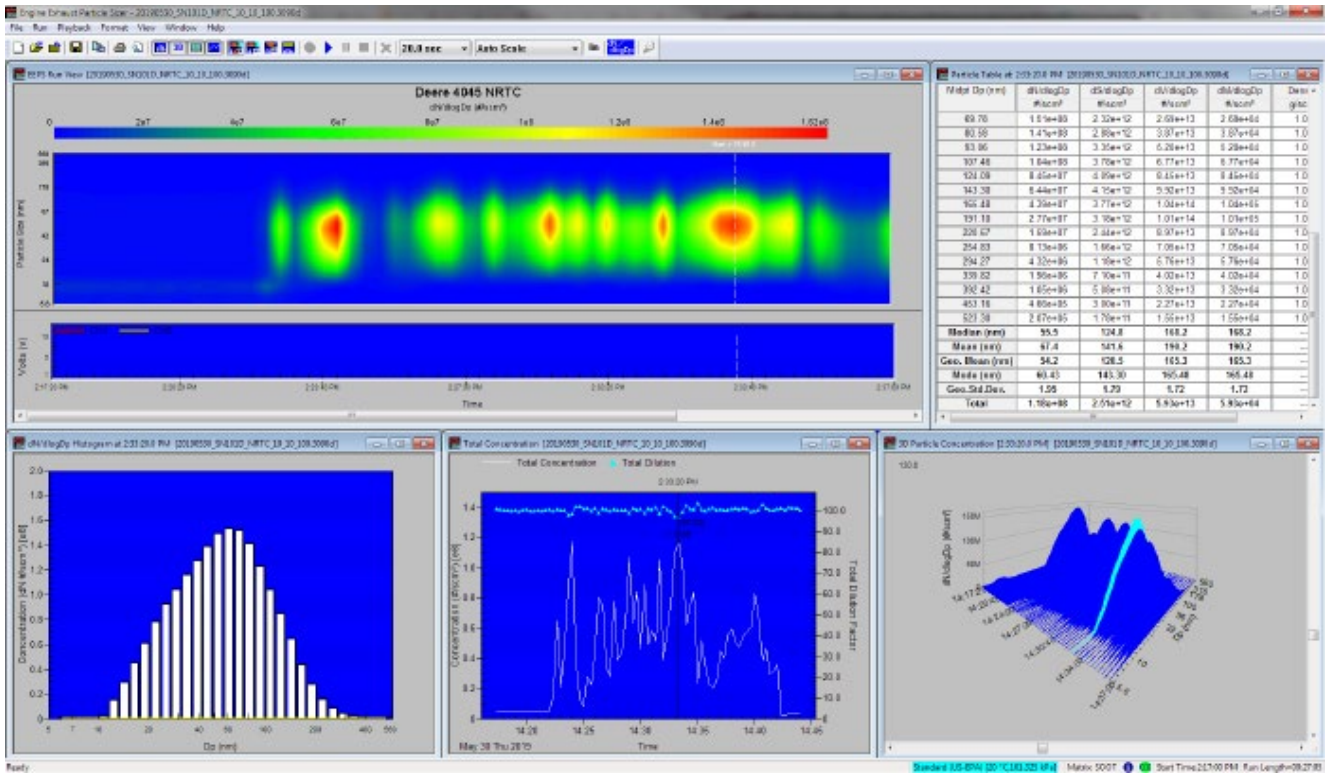


Flow schematic for EEPS™ 3090

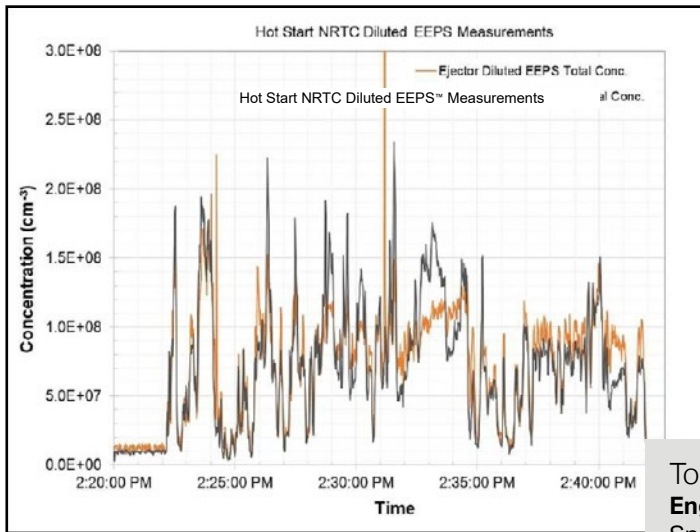


Porous Tube Thermodiluter 3098

Engine Exhaust Particle Sizer™ 3090



The EEPS™ software offers five main views of the data including the measured dilution ratio in real time



Measurements of diesel engine exhaust during a hot start of a transient cycle comparing the Engine Exhaust Particle Measurement System 3095 with a conventional ejector dilution system and the EEPS™ spectrometer

	Set Point	Process Value
Primary Dilution Factor	10.0	9.0
Secondary Dilution Factor	5.0	4.8
Total Dilution Factor	50.0	43.7
Primary Diluted Sample	150	150 (°C)
Catalytic Stripper	350	352 (°C)
Dilution Factor Method		
Method:	Standard flow	

User defined operation parameters for 3098 PTT

To Order

Engine Exhaust Particle Measurement System (EEPMS)

Specify	Description
3095S	EEPMS, w/2.5 m sample line
3095M	EEPMS, w/4.0 m sample line
3095L	EEPMS, w/6.0 m sample line

Optional Accessories

Specify	Description
3074B	Filtered Air Supply
3098-KIT	Accessory Kit for Model 3095 (filters)
3098-PR	Pressure Reducing Module
3098-MFC	Mass Flow Control Module (3 MFCs)
3098-2.5MHSL	Heated Sample Line, 2.5 m
3098-4.0MHSL	Heated Sample Line, 4.0 m
3098-6.0MHSL	Heated Sample Line, 6.0 m

Computer must be purchased separately

Specifications

Engine Exhaust Particle Measurement System

Model 3095 (3098 PTT and 3090 EEPS™)

Operating Features

Particle Size Range	5.6 to 560 nm
Particle Size Resolution	16 channels per decade (32 total)
Particle Concentration Range	Up to 1×10^9 P/cc at inlet of primary diluter with 500:1 dilution ratio
Particle Penetration	Size dependent penetration determined experimentally from 5.6 nm to 560 nm for the complete system at nominal operating conditions (heated sample line at 150°C and catalytic stripper at 350°C). Particle penetration correction applied to EEPS™ spectrometer size distribution.
Charger Mode of Operation	Unipolar diffusion charger with current control
Inlet Cyclone 50% Cutpoint	1 μ m
Time Resolution	10 size distributions/sec
Response Time	<1.8 sec T10 to T90 (complete system; response time based on total number concentration response)
Flow Rates of PTT	0.25 to 5 L/min (determined by dilution ratio and temperature/pressure conditions)
EEPS Sample Flow	10 L/min
EEPS Sheath Air	40 L/min
Dilution Ratio Range	10:1 to 500:1
Volatile Particle Remover	Catalytic Stripper with >99% removal at 30 nm with tetracontane aerosol
Heated Sample Line Temperature	OFF to 200°C (default is 150°C)

Environmental Conditions

Raw Gas Temperature Range	0 to 500°C (consult with factory for higher temperatures)
EEPS Inlet Sample Temperature	10 to 50°C
Sample Inlet Differential Pressure	+100 to -80 mbar without pressure reducing accessory < 3 bar with optional pressure reducing module

Operating Temperature	0 to 40°C
Storage Temperature	-20 to 50°C
Atmospheric Pressure	70 to 103 kPa (700 to 1034 mbar)
Humidity	0 to 90% RH (non-condensing)

Communications

User Interface Rotary knob and display (limited functionality) EEPS™ software (full control of measurement system, PTT diluter and EEPS spectrometer)	
Front Panel Display	6.4-inch, color, VGA LCD
Computer Requirements	Pentium® 4 processor, 2 GHz speed or better, > 512 MB RAM
Operating System Required	Microsoft Windows® 10 (32-bit or 64-bit) operating system
Communications	9-pin RS-232 PTT diluter to EEPS spectrometer 9-pin RS-232 from PTT to USB (TSI® Software – Laptop) AK-Protocol via Ethernet (to PTT diluter)

Electrical Features

EEPS Analog Input	Two analog input channels, 0 to 10 V
EEPS Analog Output	Four user-configurable analog outputs (see Application Note EEPS-001 for details)
EEPS Trigger Input	Two trigger input channels, potential free contact closure or 3.3 V pulled to GND
EEPS Trigger Output	Trigger output channel, potential-free contact closure

Physical Features

PTT Dimensions (H x W x D)	165 x 55 x 82 cm (at base)
EEPS Dimensions (H x W x D)	70.4 x 34.3 x 43.9 cm
PTT weight	140 kg (308 lb)
EEPS Weight	32 kg (70 lb)
Sample Inlet	1/4-in for raw undiluted gas; 3/8-in OD for EEPS inlet
Exhaust/Outlet	3/8-in OD

Power Requirements

EEPS	100 to 240 VAC, 50/60 Hz, 250 W
PTT	100 to 120 VAC, 50/60 Hz or 200 to 240 VAC, 50/60 Hz; <1500 W
Dilution Air Supply Requirements	Dry Air or N2 @ 80 psi and 25°C; ~30 SLPM; dew point < 0°C



Distributed by:

Kenelec Scientific Pty Ltd
1300 73 22 33
sales@kenelec.com.au
www.kenelec.com.au



Knowledge Beyond Measure.

TSI Incorporated - Visit our website www.tsi.com for more information.

USA	Tel: +1 800 874 2811	India	Tel: +91 80 67877200
UK	Tel: +44 149 4 459200	China	Tel: +86 10 8219 7688
France	Tel: +33 1 41 19 21 99	Singapore	Tel: +65 6595 6388
Germany	Tel: +49 241 523030		

Specifications reflect typical performance and are subject to change without notice

TSI, the TSI logo, and EEPS are registered trademarks of TSI Incorporated in the United States and may be protected under other country's trademark registrations.

Pentium is a registered trademark of Intel Corporation

Windows is a registered trademark of Microsoft Corporation