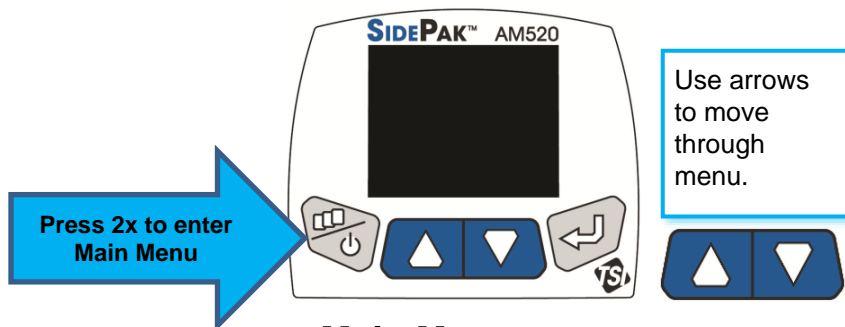


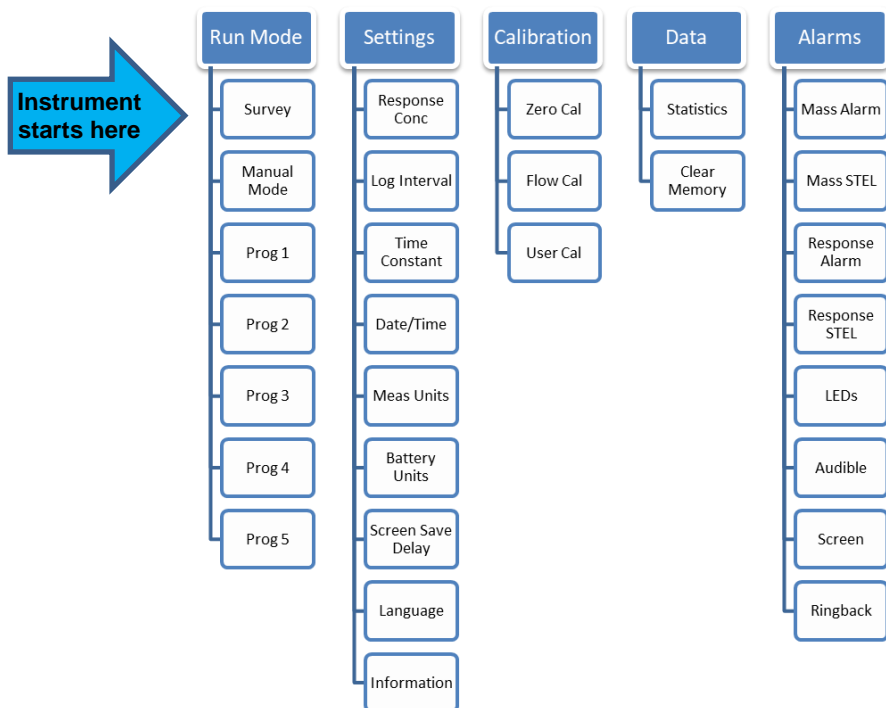
SidePak™ Personal Aerosol Monitor

Model AM520/AM520i

Quick Start Guide



Main Menu



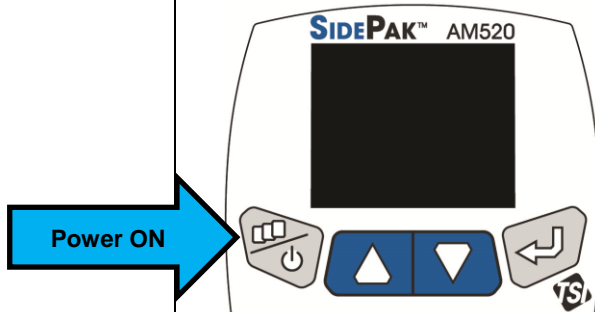
1. **Install the battery and secure with screws.**
2. **Charge the battery**
(see User Guide for battery charging warnings)



3. **Select Impactor and sintered disk (if needed).**



4. **Power on.**



<p>5. If using impactors . . . verify 1.7 L/min flow rate with flow calibrator (sold separately).</p> 	
<p>6. Zero Cal the instrument (Menu Calibration Zero Cal . . . and follow on-screen instruction.)</p> 	
<p>7. Select Calibration Factor (if needed) (Menu Calibration User Cal).</p> <p>Factory default = 1.0, Ambient Aerosol = 0.38, or Custom calibration factor.</p>	
<p>8. Select Run Mode (Menu Survey – Manual – Program).</p> <p>NOTE: Survey Mode does not log data.</p> <p>Programs 1 to 5 are set up in TrakPro™ Data Analysis Software on a computer and imported into the AM520/AM520i.</p>	

9. Download logged data to TrakPro™ v5 software (sold separately).

AM520/AM520i must be powered “on” to communicate and download data.



Distributed by:

Kenelec Scientific Pty Ltd
1300 73 22 33
sales@kenelec.com.au
www.kenelec.com.au

TSI and TSI logo are registered trademarks of TSI Incorporated in the United States and may be protected under other country's trademark registrations.

SidePak and TrakPro are trademarks of TSI Incorporated.



TSI Incorporated – Visit our website **www.tsi.com** for more information.

USA Tel: +1 800 680 1220
UK Tel: +44 149 4 459200
France Tel: +33 1 41 19 21 99
Germany Tel: +49 241 523030

India Tel: +91 80 67877200
China Tel: +86 10 8219 7688
Singapore Tel: +65 6595 6388

