

# QCC-RDM Remote Display



The QCC-RDM is a remote display device designed to communicate with the QCC Quad Channel Controller and the FCS Flexible Control System. It displays gas readings, channel status and faults received from the QCC or FCS and can be viewed from a remote, relevant location such as a refrigeration application where there are two different entrances to the chiller room.

The QCC-RDM employs connection loss detection to ensure the information that is displayed is current. Simple configurations such as adjusting the display contrast and setting the Modbus ID and baud rate can be done in the field. Depending on which Controller it is connected to, the QCC-RDM has several display configurations such as: show/not show one or more channels of interest, readings displayed by line scrolling or page scrolling, display one type of gas and not another, display only the top 4 channels in high alarm, etc.

The QCC-RDM comes in a standard water / dust tight, corrosion resistant ABS / polycarbonate enclosure with a hinged, secured door. Available with an optional, factory installed side mounted strobe with audible.

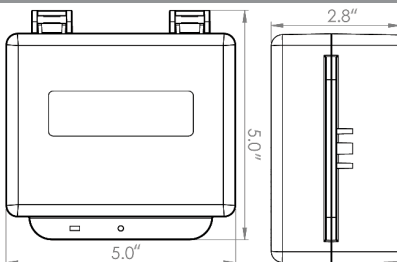
## KEY FEATURES

- » Provides convenient viewing of gas readings and system statuses in an alternate location
- » 4-line, 20 character LCD display and LED indicators for alarm STATUS 1, 2, 3 and FAULT conditions
- » Configurable display functions
- » Internal audible alarm
- » Modbus® RS-485 RTU communication
- » Optional side mounted strobe with audible (Option -L2)
- » Output for remote strobe and/or horn connection
- » Connection loss detection to ensure accurate information is displayed
- » Standard, dust / water tight, corrosion resistant enclosure (drip proof)

## APPLICATIONS

- » Chiller Rooms
- » Manufacturing Plants
- » Arenas & Pools
- » Food Processing Plants
- » ... and many more

## TECHNICAL DRAWING



## TECHNICAL SPECIFICATIONS

### MECHANICAL

Enclosure	ABS / Polycarbonate, IP54 rated, copper coated interior to reduce RF interference.
Weight	272 g / 9.6 oz
Size	127 mm x 127 mm x 71 mm 5.0" x 5.0" x 2.8"

### ELECTRICAL

Power Requirements	24 VDC, 0.5W, Class 2 24 VDC supplied by the Controller
Wiring	4-wire shielded network wiring between the Controller and QCC-RDM
Fuse(s)	Thermal, resetting

### INPUT/OUTPUT

Output	Connection for remote strobe/horn
Audible Alarm	Internal audible alarm
Modbus® RS-485 RTU Communication	Baud rate: 19,200 (default) Modbus® ID: 230 (default) Modbus® Broadcast ID: 253 (default) Data bits: 8 Start bits: 1 Stop bits: 1 Parity: none

### USER INTERFACE

Display	4x20 character LCD digital display plus LED panel indicating "STATUS 1, 2 and 3" and "FAULT"
Push Buttons	UP, DOWN and ENTER dome buttons externally mounted for accessing menu options

### ENVIRONMENTAL

Operating Temperature	-20°C to 40°C (-4°F to 104°F)
Humidity	15 to 90% non-condensing

# QCC-RDM Remote Display

## CERTIFICATION

Conforms to: CSA-C22.2 No. 205-12, CSA-C22.2 No. 61010-1-12  
UL508 (Edition 17):2007, UL 61010-1 (Edition 3)

Conforms to: EMC Directive 2004/108/EC  
EN 50270:2006, Type 1, EN61010

Conforms to: FCC. This device complies with Part 15 of the FCC Rules.



## COMPATIBLE CETCI PRODUCTS

QCC Quad Channel Controller	QCC-M / QCC-B
FCS Flexible Control System Controller	FCS-M / FCS-B FCS-8-M / FCS-8-B

## PRODUCT CODES

**QCC-RDM** QCC Remote Display Module

**OPTIONS** (Factory installed) Add at the end of the "Part Number" above.

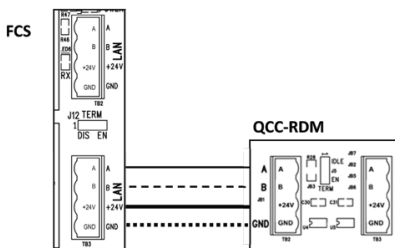
**L2** Enclosure mounted (on side), strobe with audible, 40 mm / 2 in dia, 80 flashes per min, siren volume 85 dB, drip proof

## ACCESSORIES

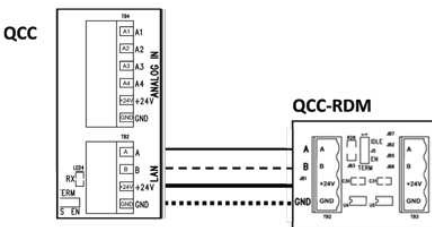
<b>SCS-8000-RSG</b>	Small galvanized metal, 16 gauge protective guard
<b>RSH-24VDC</b>	Remote Strobe and Horn combo, red lens, mounted on enclosure, 24 VAC/VDC, rated 99 dB @ 3 m (10 ft) (VAC), 97 dB @ 3 m (10 ft) (VDC)
<b>RSH-24V</b>	Remote LED strobe light with audible, red lens, 8.9 cm / 3.5", comes with mounting bracket
<b>RSH-24V-A</b> <b>RSH-24V-B</b> <b>RSH-24V-R</b>	Remote Horn/Strobe Combo, unmounted, 24 VAC/VDC, rated 99 dB @ 3 m (10 ft) (VAC), 97 dB @ 3 m (10 ft) (VDC), choice of <b>Amber</b> , <b>Blue</b> or <b>Red</b> lens

## WIRING DIAGRAMS

Wiring Example: QCC-RDM connected to an FCS



Wiring Example: QCC-RDM connected to a QCC



Wiring Example: QCC-RDM connected to RSH-24VDC using the Remote Strobe/Horn Terminal

