







MITA MASK ADAPTER KIT MODEL 8125-03

INSTRUCTIONS GUIDE




APPLICABLE MASK MODELS:
M53 AND FM12

Included Accessories

<p>Drink Tube (DT) Valve Adapter</p> <ul style="list-style-type: none"> ➤ Installed on mask during DT Flow test 	
<p>40/74mm Mask Filter Plug (Qty. 2)</p> <ul style="list-style-type: none"> ➤ Installed on mask during Protection Factor test 	
<p>Exhalation Valve (EV) Adapter (for FM12 mask only)</p> <ul style="list-style-type: none"> ➤ Connect to Mask Exhalation Valve during EV Leak test 	
<p>EV Self Check Zero Fixture (for FM12 EV Adapter only)</p> <ul style="list-style-type: none"> ➤ Connect to FM12 EV Adapter during the EV Leak Zero test portion of the Self Checks procedure 	
<p>Exhalation Valve (EV) Adapter (for M53 mask only)</p> <ul style="list-style-type: none"> ➤ Connect to Mask Exhalation Valve during EV Leak test 	
<p>EV Self Check Zero Fixture (for M53 EV Adapter only)</p> <ul style="list-style-type: none"> ➤ Connect to M53 EV Adapter during the EV Leak Zero test portion of the Self Checks procedure. ➤ Press firmly until EV Adapter “clicks in” securely. Then twist clockwise to engage locking pins 	

Components Installed on Masks



Example of M53



Example of FM12



UNDERSTANDING, ACCELERATED

TSI Incorporated – Visit our website www.tsi.com for more information.

USA Tel: +1 800 874 2811
UK Tel: +44 149 4 459200
France Tel: +33 4 91 11 87 64
Germany Tel: +49 241 523030

India Tel: +91 80 67877200
China Tel: +86 10 8219 7688
Singapore Tel: +65 6595 6388