

MODEL 8691

FUME HOOD SENSOR VENTING KIT

INSTALLATION INSTRUCTIONS

This Sensor Venting Kit can be installed with all TSI Fume Hood Face Velocity Controllers and Face Velocity Monitors.

Preinstallation

Installation will be substantially easier if the side wall of the fume hood can be removed prior to Sensor Venting Kit installation. If the side wall cannot be removed, there is usually an access panel inside the fume hood that needs to be removed. This should allow enough room to maneuver the tubing and the elbow.

Parts List (Figure 1)

- 1 90° Elbow
- 1 Mounting Flange
- 3 ft. 1½" ID Tubing (may be on a larger spool)
- 2 Hose Clamps

Step 5: Insert elbow onto sensor end until elbow rests on the standoffs.

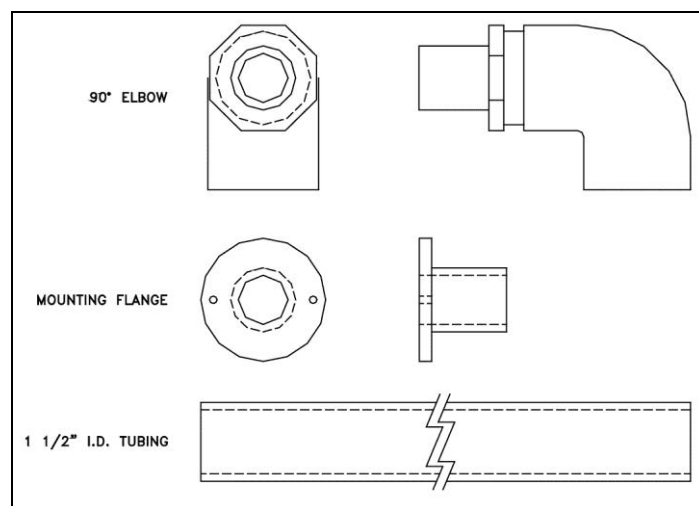


Figure 1: Part Drawing

Installation

Note: The Fume Hood Sensor Venting Kit must be installed on the same side of the fume hood as the velocity sensor.

Step 1: Select a position on the front of the fume hood chase 6 to 7 feet above the floor. This position should be within 3 feet of the fume hood velocity sensor. Drill a 1½-inch hole at this location (Figure 2).

Step 2: Insert mounting flange into the hole and secure screws which are not included (Figure 3).

Step 3: Loosely push elbow onto the sensor (Figure 3).

Step 4: Cut tubing to fit between the mounting flange and the elbow. Slide 2 hose clamps onto tubing. Remove the elbow and insert one end of tubing onto the elbow. Push other end of tubing onto mounting flange (Figure 4). Secure tubing by tightening hose clamps.

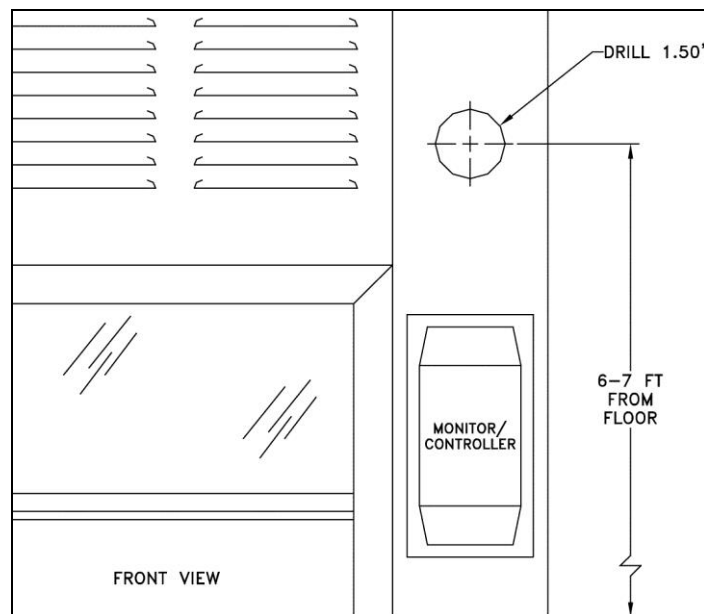


Figure 2: Flange Hole Location



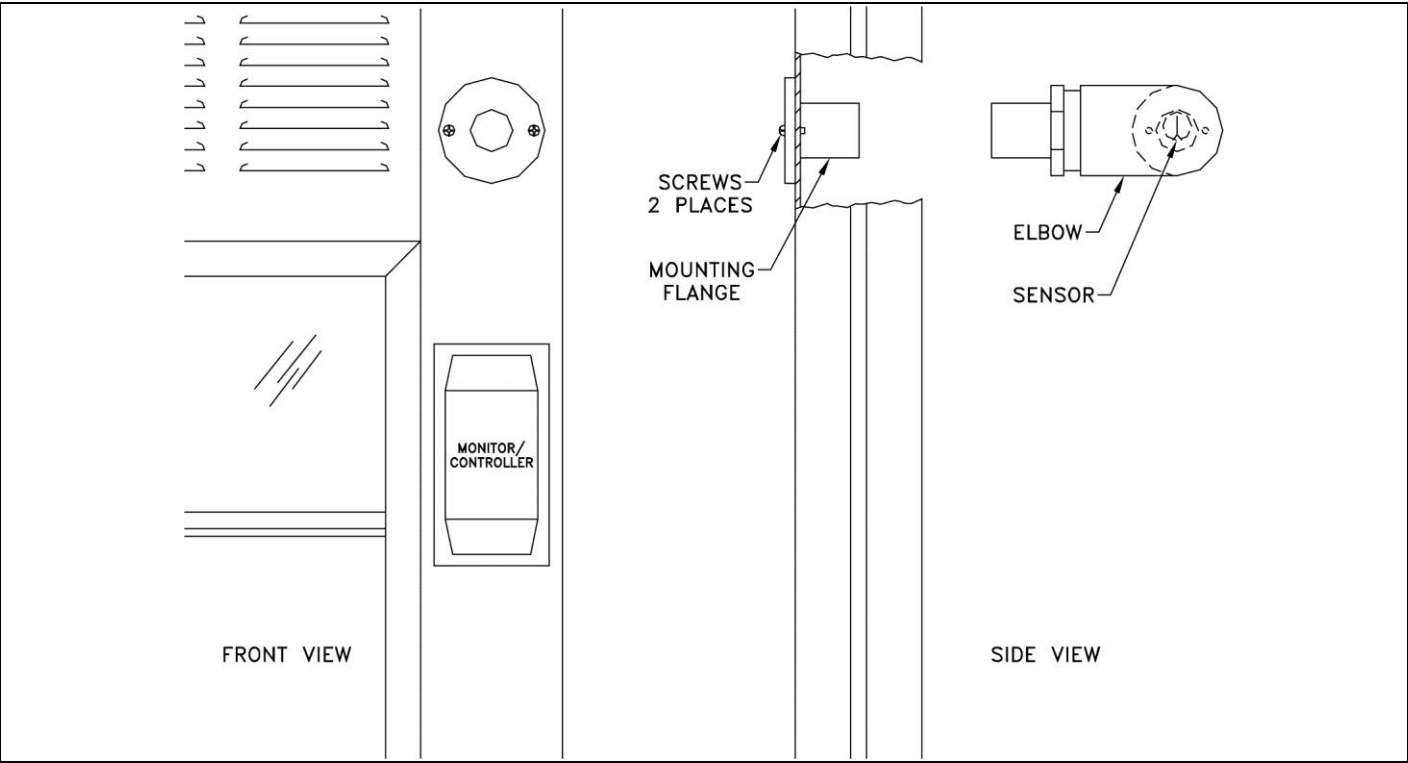


Figure 3: Flange/Elbow Mount

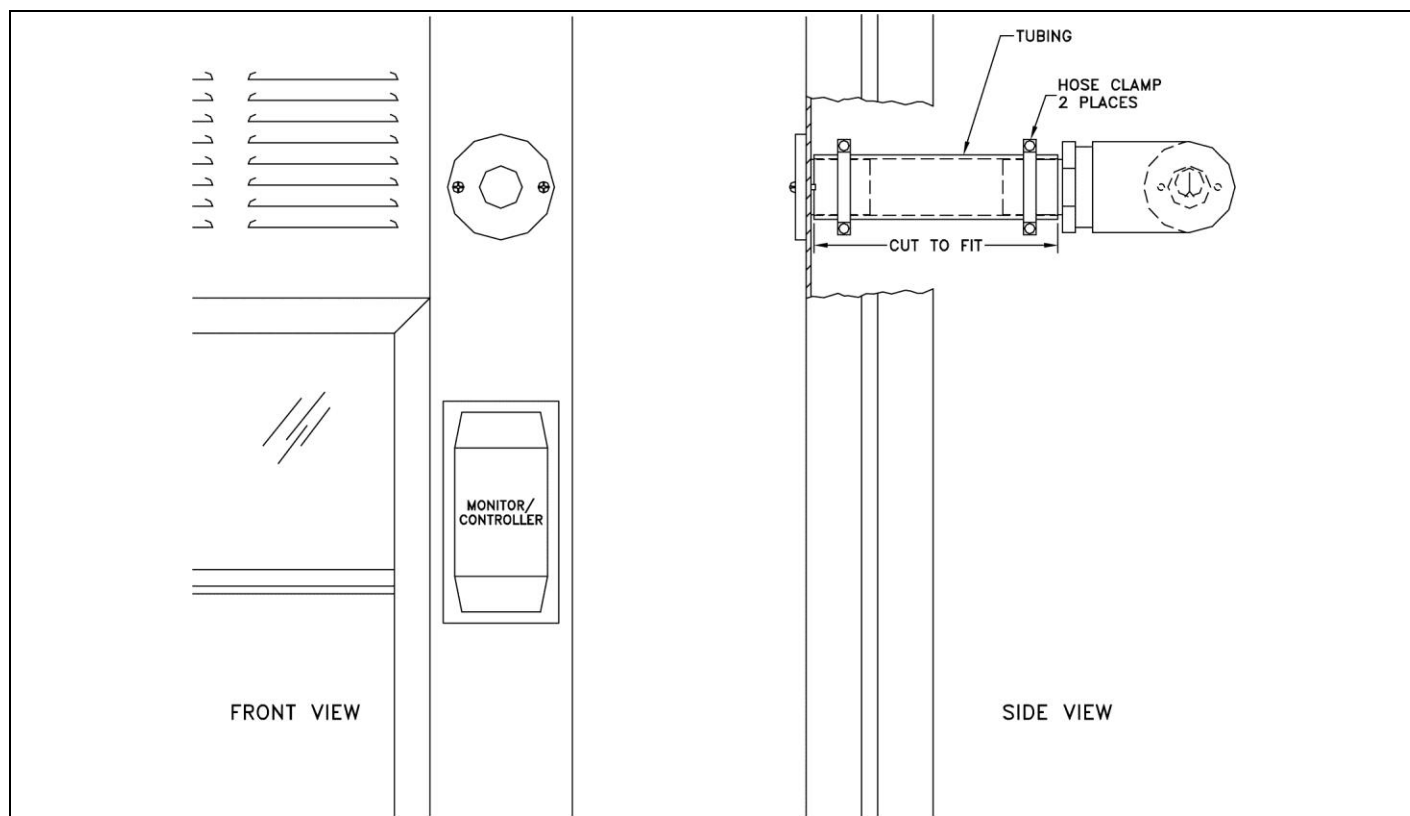


Figure 4: Finished Assembly

This concludes the installation of the Fume Hood Sensor Venting Kit. If you have questions, please call TSI at (651) 490-2811.



UNDERSTANDING, ACCELERATED

TSI Incorporated – Visit our website www.tsi.com for more information.

USA	Tel: +1 800 874 2811	India	Tel: +91 80 67877200
UK	Tel: +44 149 4 459200	China	Tel: +86 10 8219 7688
France	Tel: +33 1 41 19 21 99	Singapore	Tel: +65 6595 6388
Germany	Tel: +49 241 523030		

P/N 1980134 Rev G ©2017 TSI Incorporated Printed in U.S.A.



Distributed by:

Kenelec Scientific Pty Ltd
1300 73 22 33
sales@kenelec.com.au
www.kenelec.com.au