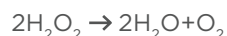


Humidity measurements in vaporized hydrogen peroxide bio-decontamination applications

Vaporized Hydrogen Peroxide (VH_2O_2), a common disinfection agent in life science industries, is used to bio-decontaminate numerous applications including: incubators, isolators, cleanrooms, and process lines.

VH_2O_2 has many advantages when compared to other commonly used sterilization agents, such as chlorine dioxide, formaldehydes, and ethylene oxide. It can be used in low temperatures and is compatible with a wide variety of materials. With the help of precise decontamination cycle control, VH_2O_2 can destroy the full spectrum of biological contaminants due to its ability to oxidize DNA, proteins, and membrane lipids. Another advantage of hydrogen peroxide (H_2O_2) is that it decomposes into water (H_2O) and oxygen (O_2):



Once a bio-decontamination aeration phase is complete, there are no toxic compounds left in the decontamination area and surfaces are left free from chemical residue.

A typical VH_2O_2 bio-decontamination cycle

The decontamination efficacy of VH_2O_2 is dependent on various factors, such as vaporized H_2O_2 concentration, exposure time, gas circulation, as well as the type of organisms being neutralized. Once all qualification steps have been performed and the bio-decontamination cycle has been validated, VH_2O_2 bio-

decontamination can be repeated with satisfactory results.

Bio-decontamination can be divided into four separate steps, each of which must be carefully controlled and monitored:

1. Dehumidification phase

The area under decontamination needs to be dehumidified prior to the conditioning phase because hydrogen peroxide vapor will be injected into the environment with water vapor. Failure to dehumidify may lead to undesired condensation.

2. Conditioning phase

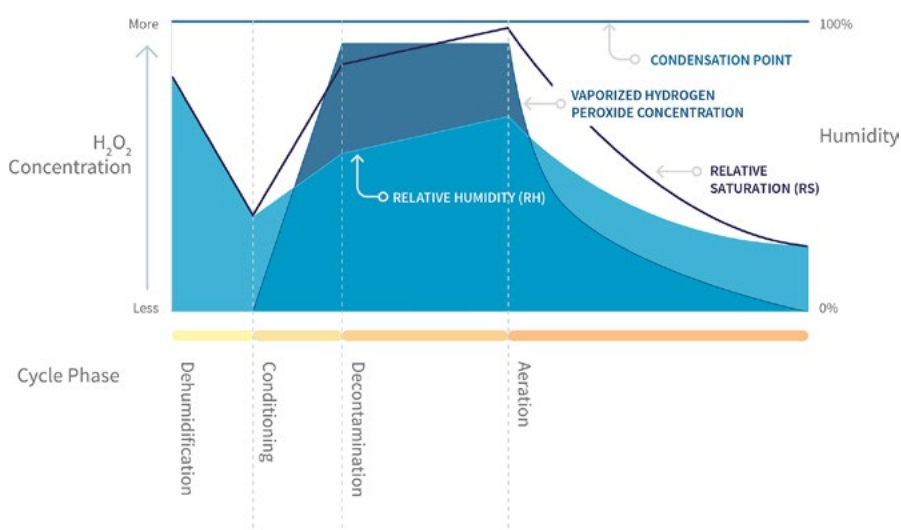
This phase achieves correct conditions for decontamination and VH_2O_2 is injected into the environment.

3. Bio-decontamination phase

Target values depend on the application, for example: H_2O_2 300–1200 ppm, humidity 50–100%. Surfaces and microorganisms are exposed to lethal concentrations of hydrogen peroxide vapor for a sufficient exposure time.

4. Aeration phase

The H_2O_2 is typically catalyzed into water vapor and oxygen with the help of a catalytic converter.



Relative humidity, relative saturation, and VH_2O_2 concentration

Water (H_2O) and hydrogen peroxide (H_2O_2) have similar molecular structures and both affect the humidity and saturation point of the air. Relative humidity (RH) by definition indicates only the level of water vapor in the air relative to the temperature. In air rich in hydrogen peroxide vapor, condensation will occur before 100% relative humidity.

The combination of water vapor and hydrogen peroxide vapor determines the relative saturation (RS). Relative saturation is dependent on the concentration of water and hydrogen peroxide vapor, as well as the temperature of the air. The higher the temperature, the more water and hydrogen peroxide vapor the air can hold. The lower the humidity level, the more H_2O and H_2O_2 molecules can be added before condensation.

Standard relative humidity sensors are not recommended in vaporized H_2O_2 conditions because they lack a protective catalytic layer to break down the hydrogen peroxide molecules. When a humidity sensor is exposed to harmful concentrations of hydrogen peroxide it is likely to drift out of accuracy. The amount of sensor drift will depend on the H_2O_2 concentration and exposure time. Since humidity sensors are designed for water vapor, hydrogen peroxide vapor will cause a stronger response in the sensor. This means that relative saturation calculated with measurements from normal humidity sensors may cause greater measurement error, especially in higher VH_2O_2 concentrations.

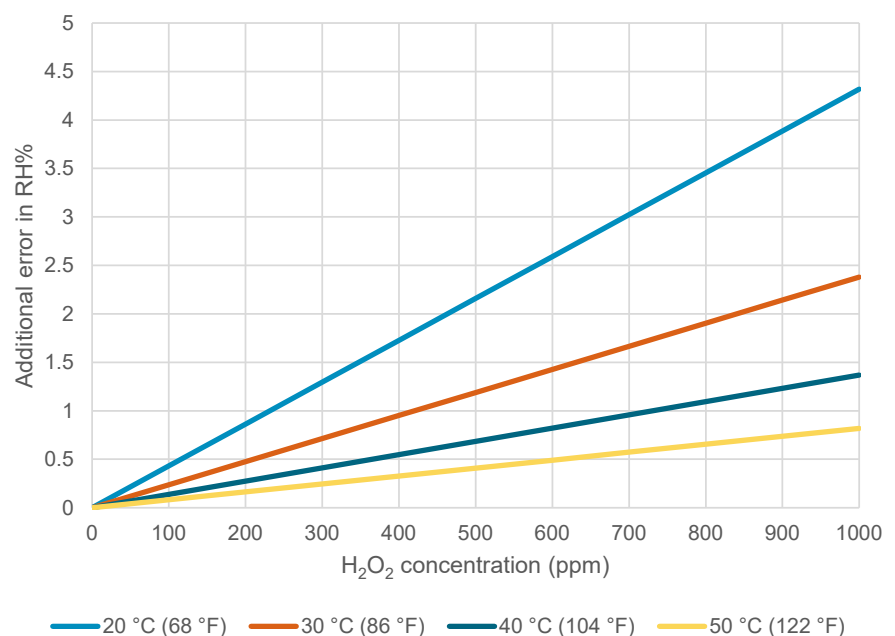
Alternatively, a humidity sensor with a catalytic layer can be used. The catalytic layer provides additional protection for the sensor by decomposing the harmful VH_2O_2 . As a result, the sensor can only measure a relative humidity level, leaving the relative saturation level unknown. It is also worth mentioning that VH_2O_2 can cause additional measurement errors during bio-decontamination. Some of the catalyzed humidity will still be measured in the sensor, creating a small positive error. The magnitude of this error is somewhat uncontrollable due to factors like vapor injection, flow speed, filters, and temperature. The sensor error caused by VH_2O_2 can be estimated by assuming that all the converted VH_2O_2 is being measured in the sensor.

For example, the maximum error influence of the catalytic filter is about +1 %RH at 300 ppm VH_2O_2 , or +3 %RH at 900 ppm VH_2O_2 (at 23°C).

A humidity sensor with a catalytic layer is a natural choice in applications where humidity measurement is not necessarily needed to control the actual bio-decontamination process, but is instead used for controlling humidity conditions between cleaning cycles.

In addition to these humidity sensor features (non-catalytic and catalytic), there is an alternative solution that combines both technologies with added value. Vaisala's PEROXCAP® technology contains both types of humidity sensors. This combination of humidity sensors, one with and one without a catalytic layer, overcomes the limitations of individual sensors. Thus, PEROXCAP® sensors contained in Vaisala's HPP270 series probes are able to accurately measure both relative humidity and saturation as well as VH_2O_2 concentration.

RH measurement during bio-decontamination with a catalytic humidity sensor



Chemical purge for improved stability

Sensor drift caused by VH_2O_2 depends on various factors: H_2O_2 concentration, exposure time, amount of water vapor, and air temperature. For infrequent exposure, the maximum recommended VH_2O_2 condition for a catalytic sensor without chemical purge or heating is 400 ppm in non-condensing environments. In this case, the recommended total exposure time is 100 hours between sensor calibrations. If a higher concentration of VH_2O_2 is required, or if frequent decontamination

cycles are expected, then a sensor with the chemical purge feature is recommended.

The HPP270 series probes include heating and chemical purge as standard features. These features make the probes an ideal solution for VH_2O_2 bio-decontamination applications due to the high accuracy of the dual-sensor PEROXCAP® technology. Chemical purge is available as an option on several Vaisala humidity products such as HMT330-series transmitters, HMM170 humidity module, and HMP smart probes. A humidity sensor with a catalytic layer benefits from this feature

because the periodic heating also improves catalytic layer stability.

If the bio-decontamination process target is to reach a subvisible condensation state, it is recommended that the probe be equipped with a composite sensor for the sensor heating cycle. The HPP270 series probes and humidity probes with chemical purge are suitable for both types of processes: non-condensing and condensing VH_2O_2 bio-decontamination.

Recommendation for:

Monitoring bio-decontamination processes: The HPP272 probe provides a reliable way to measure relative saturation, relative humidity and hydrogen peroxide concentration during bio-decontamination.

Humidity measurement between cleaning cycles: The HPP272 with PEROXCAP® sensor, or a humidity measurement with a catalytic HUMICAP® sensor and a purge functionality, offers the best protection against the exposure of hydrogen peroxide and best performance in measuring relative humidity between bio-decontamination processes.



Summary

Choosing the right measurement method for a VH_2O_2 application depends on the use case. It might be enough to measure only relative humidity during dehumidification or between the cleaning cycles, relying on the stability of vapor generation equipment and other process factors. In some applications, VH_2O_2 control and monitoring are required. The following table compares relative humidity sensors (HUMICAP®), relative humidity sensors with a catalytic layer (CATALYTIC HUMICAP®), and the combination of these two sensors in a single probe (PEROXCAP®).

	HUMICAP®	CATALYTIC HUMICAP®	PEROXCAP®
Description	Designed to measure RH in multiple applications.	Designed to measure RH in an environment where VH_2O_2 is used.	Designed to measure RH and VH_2O_2 ppm.
Relative humidity (RH%) measurement during normal operation	Not recommended. Accurate, but not ideal for VH_2O_2 bio-decontamination cycles.	Accurate relative humidity value.	Accurate relative humidity value.
Relative humidity (RH%) measurement during bio-decontamination	Not accurate. VH_2O_2 may cause sensor drift.	Accurate, but extra H_2O from catalytic layer can cause additional error.	Accurate relative humidity value.
Relative saturation (RS%) measurement during bio-decontamination	Not recommended. RH reading is higher than the actual saturation level.	Not recommended. H_2O_2 is being catalyzed, leaving only H_2O to be measured.	Accurate relative saturation value.
H_2O_2 vapor measurement during bio-decontamination	Not available.	Not available.	Recommended. H_2O_2 vapor ppm is calculated with Vaisala's proprietary algorithm.
Long term durability	Condensing VH_2O_2 environment will cause excessive drift.	Tolerates VH_2O_2 in condensing environments.	Tolerates VH_2O_2 in condensing environments.
Sensor warming and chemical purge	Optional sensor purge offers extra protection against condensation.	Optional sensor purge offers extra protection against condensation.	Standard features in PEROXCAP®.
Recommended Products	<ul style="list-style-type: none"> • HMPx smart probes • HMT330 • HMT360 • HMT120/130 • HMM100 • HMM170 • HMP110 	<ul style="list-style-type: none"> • HMPx smart probes • HMT330 • HMP110 • HMM170 	<ul style="list-style-type: none"> • HPP270 series probes: <ul style="list-style-type: none"> ◦ HPP271 (For H_2O_2 ppm) ◦ HPP272 (For H_2O_2 ppm, RH/RS%, temperature, dew point, vapor pressure)

VAISALA

www.vaisala.com



Please contact us at
www.vaisala.com/contactus



Scan the code for more information

Ref. B212110EN-A ©Vaisala 2020

This material is subject to copyright protection, with all copyrights retained by Vaisala and its individual partners. All rights reserved. Any logos and/or product names are trademarks of Vaisala or its individual partners. The reproduction, transfer, distribution or storage of information contained in this brochure in any form without the prior written consent of Vaisala is strictly prohibited. All specifications — technical included — are subject to change without notice.

Distributed by: Kenelec Scientific Pty Ltd | 1300 73 22 33 | sales@kenelec.com.au | www.kenelec.com.au