



LPT is an economical “Low Power Transmitter” that is available only in a single sensor. Sensors available include carbon monoxide (CO) and nitrogen dioxide (NO₂) which are ideal for vehicle exhaust type applications such as parkades.

LPT transmitter features a two-wire loop, three-wire VDC or four-wire VAC power making installation a cinch. LPT transmitter also features a 4 - 20 mA linear output signal, automatic thermal resetting fuse, RoHS compliant circuit boards, temperature compensation, and visual LED indication for power and fault conditions and is all enclosed in a standard water / dust tight ABS / polycarbonate enclosure that is equivalent to IP62 rating and / or NEMA 12 rating

Includes new sensor CEF (Calibration Extending Firmware) that takes into account the aging of the sensors so that less frequent calibrations are acceptable in non-critical applications.

Automated calibration and other maintenance procedures are simple and easily performed in the field.

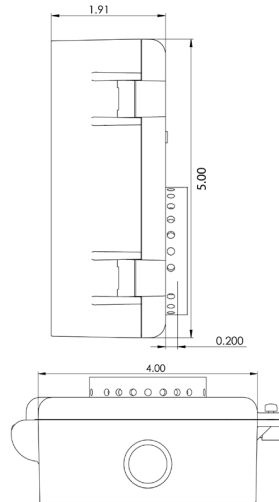
KEY FEATURES

- » Linear 4 - 20 mA output signal
- » Standard water / dust tight enclosure
- » Single sensor: carbon monoxide (CO) or nitrogen dioxide (NO₂)
- » RoHS compliant circuit boards
- » 2-wire loop, 3-wire VDC or 4-wire VAC power
- » Easy maintenance
- » Economical
- » Includes sensor CEF (calibration extending firmware)
- » Auto resetting fuse
- » Automated calibration procedure

APPLICATIONS

- » Parking Garages
- » Repair Shops
- » Ice Cleaning Machine Rooms
- » Manufacturing plants
- » ... and many more

TECHNICAL DRAWING



SAMPLE ENGINEERING SPECIFICATIONS

Coming soon...

TECHNICAL SPECIFICATIONS

GAS TYPE

Carbon Monoxide (CO)	ECO
Nitrogen Dioxide (NO ₂)	END

MECHANICAL

Enclosure	ABS / Polycarbonate
Weight	<i>tbd</i>
Size	5.0" x 4.0" x 1.9" (127 mm x 102 mm x 48 mm)

ELECTRICAL

Power Requirement	2-wire mode 16 - 30 VDC 3-wire mode 16 - 30 VDC 4-wire mode 12 - 30 VAC or 16 - 30 VDC
Current Draw	Maximum 25 mA Linear 4 - 20 mA Maximum 216 Ω load (wiring plus termination resistor) at 16 VDC Maximum 316 Ω load (wiring plus termination resistor) at 12 VAC
Outputs	VDC two or three-conductor shielded; VAC four-conductor shielded
Wiring	VDC two or three-conductor shielded; VAC four-conductor shielded
Fuse	Automatic resetting thermal

ENVIRONMENTAL (sensor dependent)

Operating Temperature	-20°C to 40°C (-4°F to 104°F)
Humidity	15 - 90% RH non-condensing

SENSORS

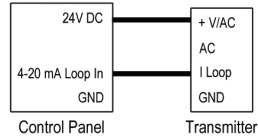
Range	CO: 0 - 200 ppm NO ₂ : 0 - 10 ppm
Repeatability	± 2%
Zero in Clean Air	CO: NIA NO ₂ : ± 0.2 ppm equivalent
Clean Air Output Drift	CO: < 10 ppm equivalent per year NO ₂ : < 12% per year
Response Time (T ₉₀)	CO: Within 60 seconds NO ₂ : < 35 seconds
Expected Life Span	CO: 6 - 7 years NO ₂ : 4 years
Operating Temperature	CO: -10°C to 60°C (14°F to 140°F) NO ₂ : -20°C to 50°C (-4°F to 122°F)
Operating Humidity	CO: 5 - 95% RH non-condensing NO ₂ : 15 - 90% RH non-condensing
Operating Pressure	CO: NIA NO ₂ : 0.9 - 1.1 atm
Calibration	Once a year

CERTIFICATION

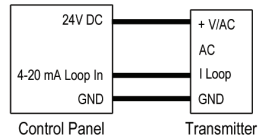
C-Tick	Pending
CE	Pending

WIRING

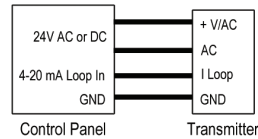
2-Wire Loop



3-Wire VDC



4-Wire VAC



PRODUCT CODES

Carbon monoxide (CO), 0 - 200 ppm	LPT-ECO
Nitrogen dioxide (NO ₂), 0 - 10 ppm	LPT-END

OPTIONS (to be added to the end of the product codes on left)

Slash guard	S
-------------	---

ACCESSORIES

Calibration kit, 15 L or 17 L cylinders, 0.5 LPM flow regulator	CET-8000-CK1
Calibration kit, 34 L, 58 L, 75 L, or 103 L cylinders, 0.5 LPM flow regulator	CET-7150-CK1
Metal protective guard, small, 16 gauge, galvanized metal guards for transmitters	SCS-8000-RSG